



GROUP FINANCIAL & OPERATIONAL PERFORMANCE FOR THE FINANCIAL YEAR ENDED 31 DECEMBER 2025

PRESENTED BY:

**DATUK Ts. BORHAN BIN BACHI
CHIEF EXECUTIVE OFFICER**



Governance
98

Transparent leadership and ethical oversight

Sustainability
26

Risk management and long-term trust

People
63

Protecting morale and promoting accountability

SUSTAINING OUR COMMITMENTS

TABLE OF CONTENTS

- 1** KEY HIGHLIGHTS OF THE YEAR
- 2** FY2025 FINANCIAL PERFORMANCE
- 3** OPERATIONAL PERFORMANCE
- 4** CHALLENGES & MOVING FORWARD

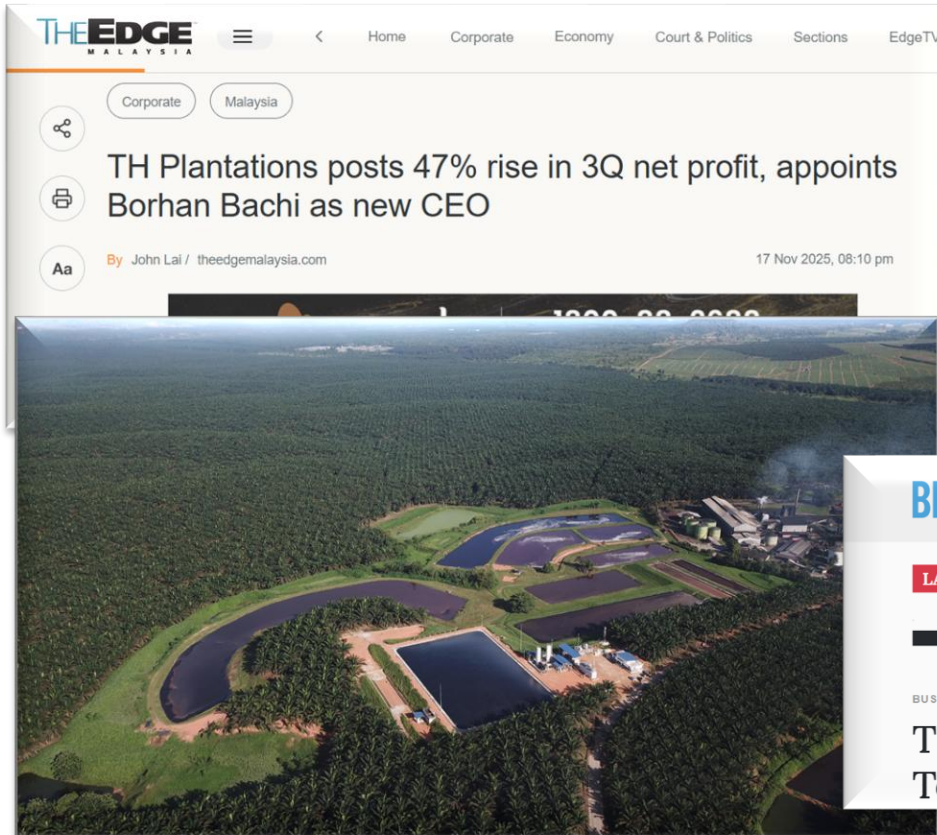


01

KEY HIGHLIGHTS OF THE YEAR



HIGHLIGHTS OF THE YEAR



**CONSISTENT DIVIDEND
LAST 3 YEARS**



**HIGHEST PROFIT AFTER TAX
IN 5 YEARS**



**HIGHEST PROFIT BEFORE
TAX IN 10 YEARS**

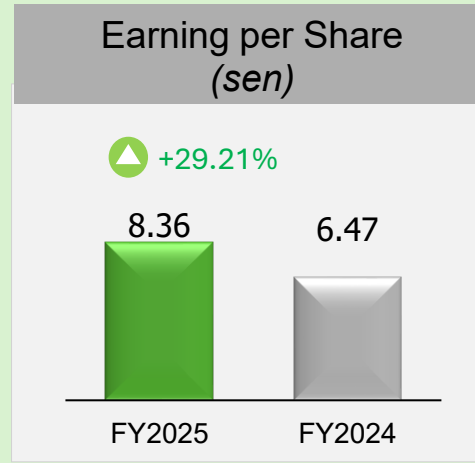
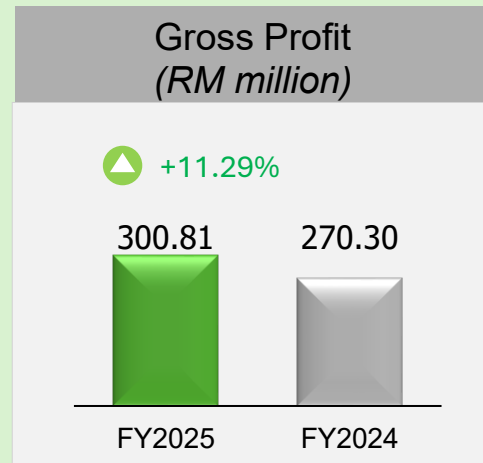
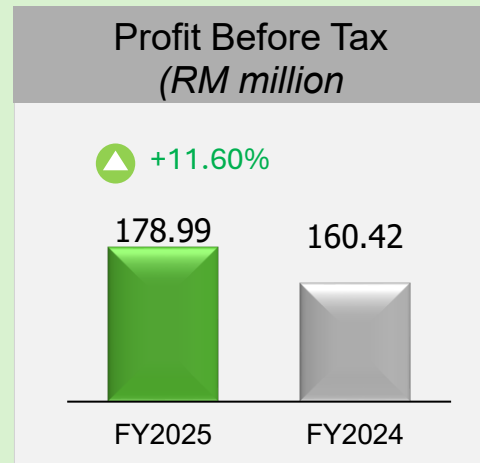
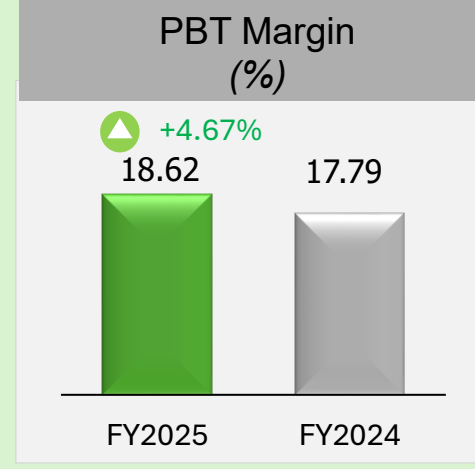
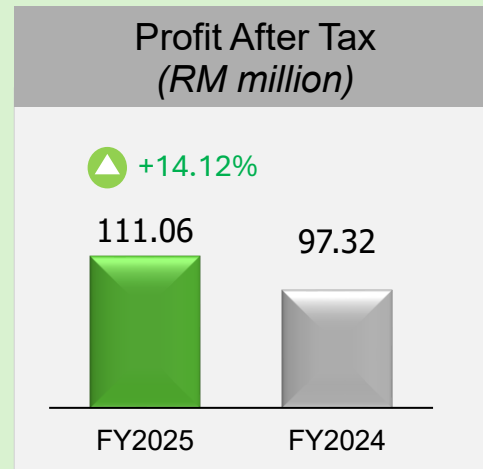
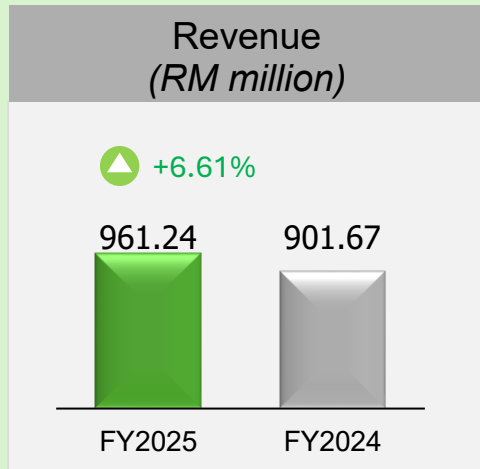
02

FY2025 FINANCIAL PERFORMANCE



FY2025 FINANCIAL PERFORMANCE

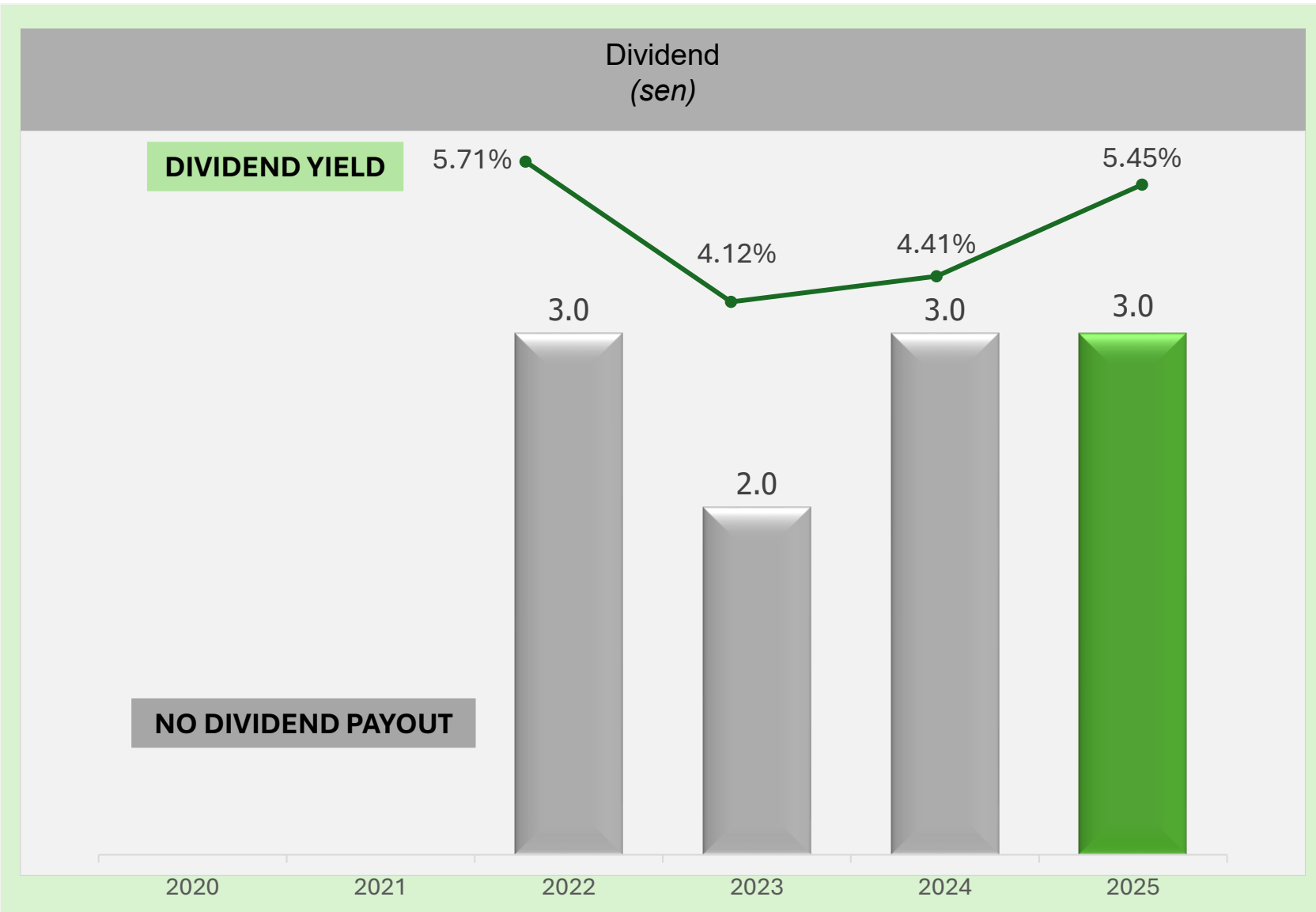
IMPROVED PERFORMANCE



THP delivered a stronger financial performance in FY2025, supported by higher revenue and improved profitability. Profit before tax, profit after tax and earnings per share all recorded solid improvement, reflecting stronger operational performance during the year.

DIVIDEND PAYOUT

CONSISTENT **DIVIDEND** PAYOUT



The Board declared dividends amounting to 3 sen for the financial year ended 31 December 2025, reflecting a measured approach to support long-term value creation and financial resilience.

03

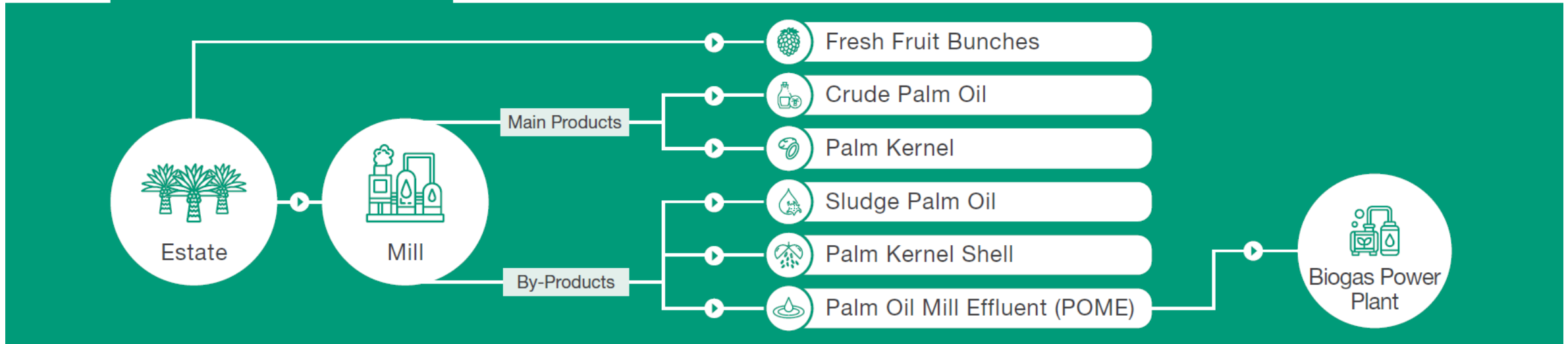
OPERATIONAL PERFORMANCE



OUR BUSINESS MODEL


REMAINS A **FOCUSED UPSTREAM PLAYER**

Our Business Model




7176
EMPLOYEES

SHAREHOLDING FY2025




73.84%
of shares



26.16%
of shares

Share Price As at 31 Dec











FY2025:
RM0.550

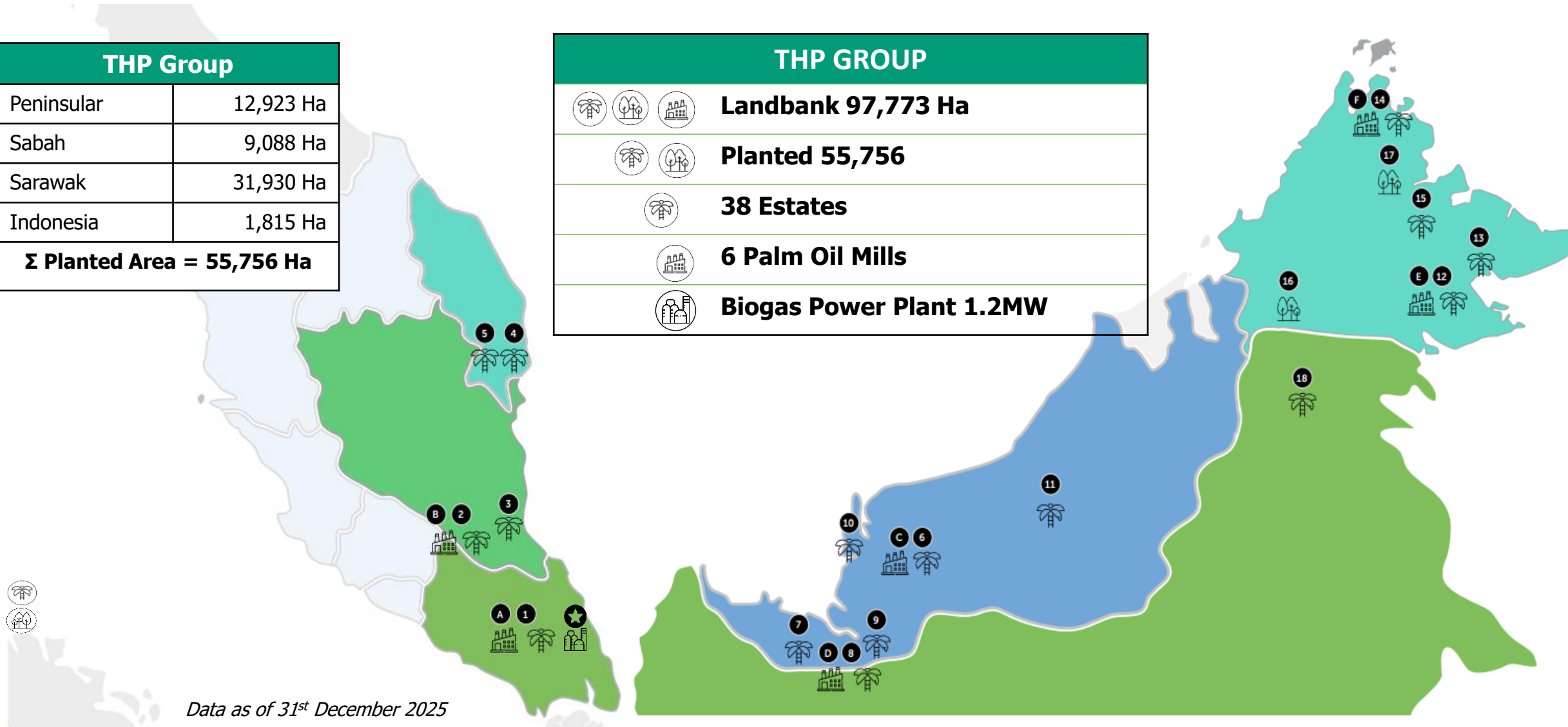
FY2024:
RM0.680

PROPERTIES OWNED BY THP

LANDBANK REMAINS WITH **IMPROVED OPERATIONAL EFFICIENCY**

THP Group	
Peninsular	12,923 Ha
Sabah	9,088 Ha
Sarawak	31,930 Ha
Indonesia	1,815 Ha
Σ Planted Area = 55,756 Ha	

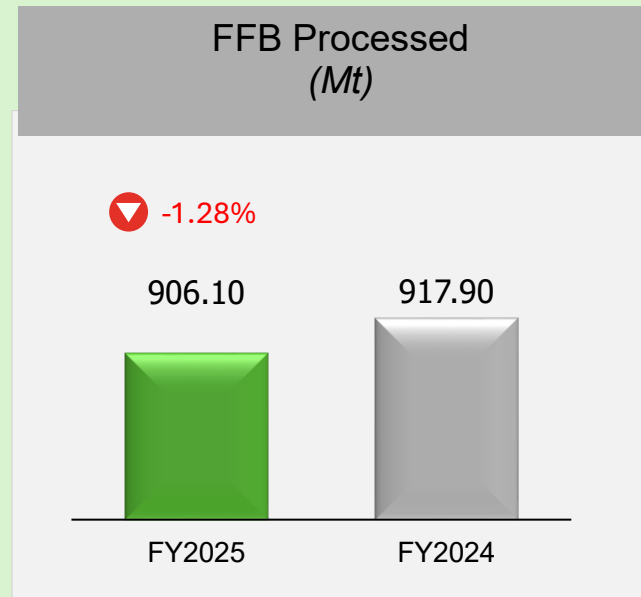
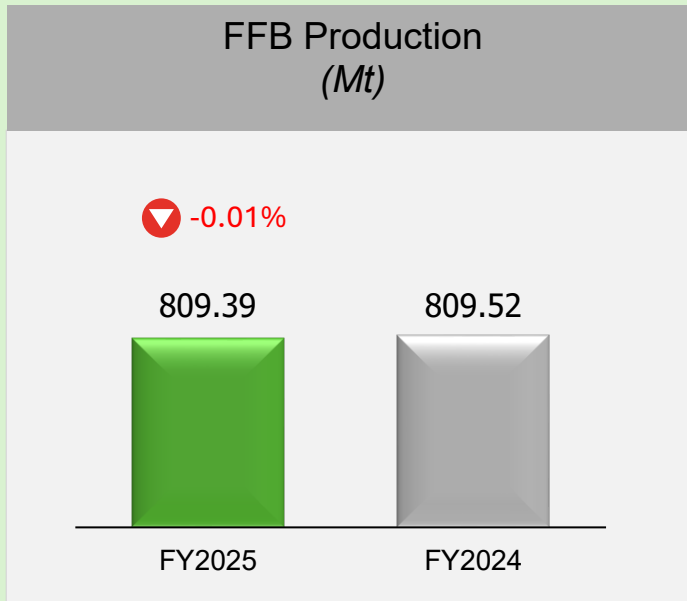
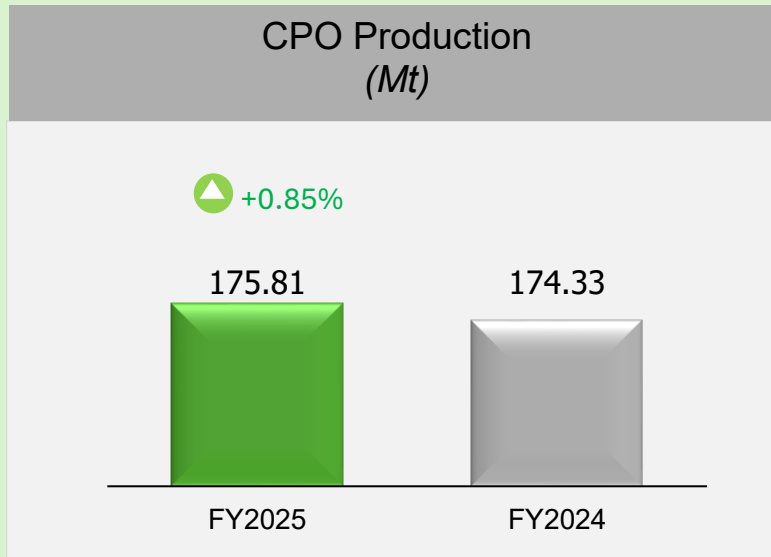
THP GROUP	
  	Landbank 97,773 Ha
 	Planted 55,756
	38 Estates
	6 Palm Oil Mills
	Biogas Power Plant 1.2MW



Data as of 31st December 2025

OPERATIONAL PERFORMANCE

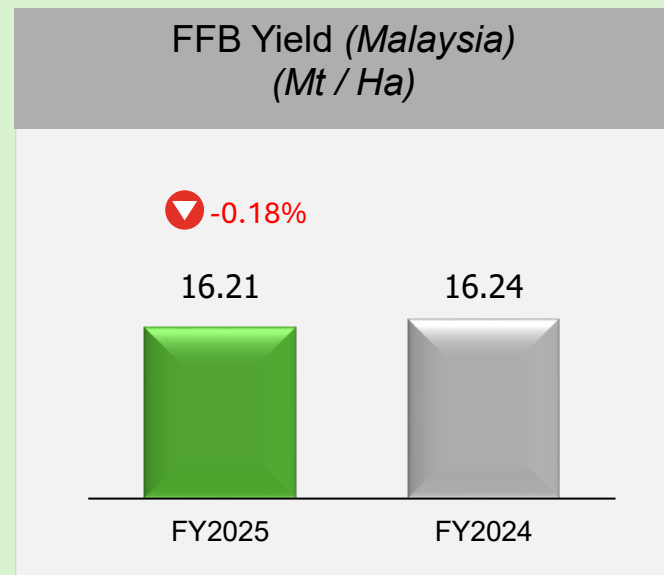
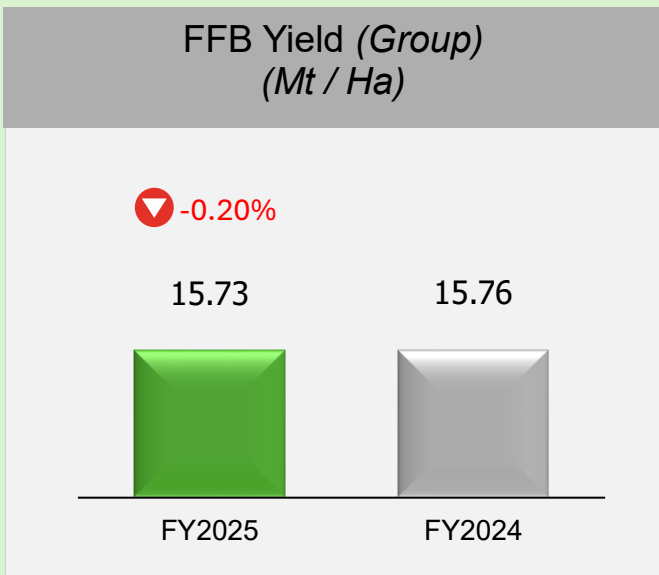
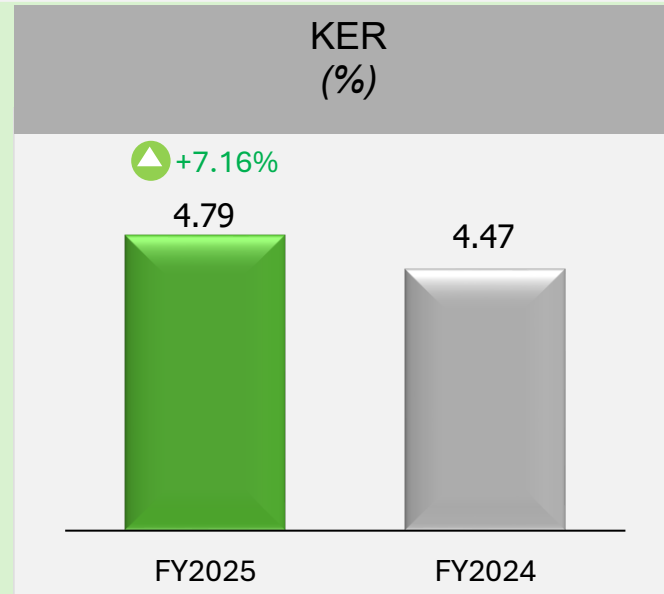
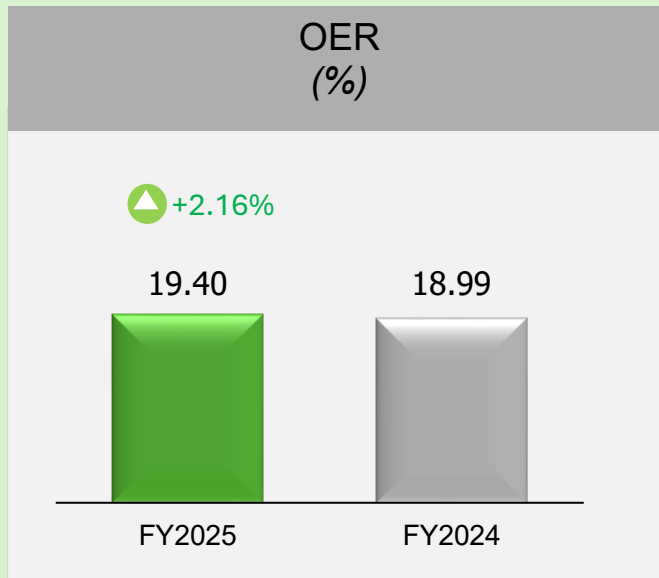
ACHIEVED **HIGHER RESULTS**



CPO production strengthened by 0.85% in 2025 compared to 2024, reflecting improved extraction efficiency and overall processing performance.

OPERATIONAL PERFORMANCE

ACHIEVED **HIGHER RESULTS**



Operational efficiency strengthened with higher OER and KER, while yield remained stable.

FY2025 SUSTAINABILITY HIGHLIGHTS

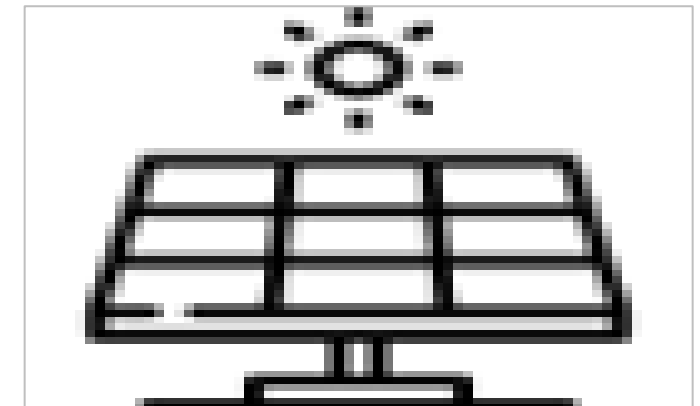
ENVIRONMENT

May 2025

Additional purchasing of 15 units Badang EV to expand EV initiative

July 2025

- Appointment of a contractor for the installation of 6 units Solar ATAP at Peninsular Malaysia (Total kWp: 91 kWp).
- Collaboration with NGOs (Seratu Aatai & Orang Juga) and government agencies (Sabah Wildlife Department & MPOB) for biodiversity awareness.
- Upgrading to a new boiler and steam turbine to improve efficiency i.e. steam (SSC) & fuel consumption.



FY2025 SUSTAINABILITY HIGHLIGHTS

ENVIRONMENT

November 2025

Achieving Co-existence with Elephants programs with NGOs (Management & Ecology of Malaysian Elephant-MEME) and government agencies (Malaysian Palm Oil Green Conservation Foundation-MPOGCF & PERHILITAN)

December 2025

- To maximize organic fertilizer (103,960.31 mt @ 3,143.69 ha of EFB has been applied to estates (Peninsular & Sabah)
- Commissioned Biogas Plant at Bukit Lawiang Palm Oil Mill
- Carbon Credit for Bukit Lawiang POM in Feasibility Phase Study



FY2025 SUSTAINABILITY HIGHLIGHTS

SOCIAL & GOVERNANCE



- Enhancing competency & skills of local machineries drivers through PLASMA MPOB program (2nd Batch@ 20 pax).
- Safe Motorcycle Riding for Workers of Kota Bahagia Complex, Pahang.
- Collaboration with Sarawak Skills on Harvesting Specialist training for 24 local workers at Sarawak.



- Continuing PINTAR THP programme at adopted school; SK Ladang Kota Bahagia, SK Obah & SMK Pusa.
- Certified Ergonomics Trained Person for Advance Ergonomics Risk Assessment (ERA).

GOVERNANCE

- Achieved full compliance with MSPO 2.0 (MS2530:2022) requirements across all estates and mills.
- Continued inclusion in FTSE4Good and FTSE4Good Syariah Index.
- Established a five-year Organizational Anti-Corruption Plan ("OACP") for 2025–2029.
- Enforcement of Integrity Pact and THP Supplier Code of Conduct.
- Adopted new THP Gift, Entertainment & Hospitality Policy.



FTSE4Good



04

CHALLENGES & MOVING FORWARD





CPO PRICES VOLATILITY

- Changing demand, tax structure and competition from other vegetable oils have direct correlation to CPO price fluctuation.
- CPO Price has direct correlation to PBT especially to Upstream player like THP



ADVERSE CLIMATE CONDITION

- Impacts from climate variability and global warming disrupt output in palm producing countries.
- The influence of seasonal monsoon may also affect the weather pattern in Malaysia.



WORKERS SHORTAGE

- An industry-wide challenge especially for harvesters.
- Our nation challenge to rebrand the career in oil palm industry is attractive and competitive.



COST ESCALATION

- Iran War added another layer of Increase in cost of raw materials especially fertilisers which contribute significant cost of production.
- If conflict in the Straits of Hormuz continues it will also affect other overhead cost such as production of chemicals, equipment, parts, hardware, fuel & lubricants.



SUSTAINABILITY


- The long list of regulations, certifications and standardization has made the industry open to more scrutinies from numerous authorities, industry bodies, NGOs and various other stakeholders.

MOVING FORWARD: THP GOALS



Key Initiatives

- Maximize Yield
- KER Above 5%
- Higher OER
- By-Product Optimization
- Effective Cost Control



↑ Revenue

↑ PBT





SUSTAINING OUR COMMITMENTS

Annual Report 2025

THANK YOU